

WATER SUPPLY SCHEDULE FOR MONTH OF - Feb - 2024

SUB DIVISION - I

SOUTH SEAVIEW PUMP HOUSE PHASE-II

S #	Zone/LOCATION	duration	Unit	Gallons	Feb-24																													
					1	2	3	4	5	6	7	8	9	10	11	12	13	14	15	16	17	18	19	20	21	22	23	24	25	26	27	28	29	
1	1st , 2nd, 3rd, 4th Central Lane & South Circular Ave	1:30	116	80,000			↑									↑																		
2	1 st , 4 th , 5 th , 6 th Central Lane, central ave, National Highway,south seaview ave	1:30	125	100,000			↑									↑																		
3	7 th , 8 th ,9th Central Street, Bonus Street, Hospital Street, Lodge Street	1:30	130	80,000			↑									↑																		
4	old sunset bould, hospital st,10th,12th central st, 16th staff lane	1:30	121	80,000			↑									↑																		
5	commercial area A&B, sadaf spainsh home.	1:30	192	90,000			↑									↑																		
6	All Apartment (direct valve opt)	2:00	65	11,000				↑									↑																	
7	Tooba Apartment (direct valve opt)	1:00	75	20,000				↑									↑																	
8	Defences Garden (direct valve opt)	3:00	820	132,000	↑				↑								↑																	

EXPECTED SUPPLY

HEAD OFFICE PUMP HOUSE PHASE -1










S #	LOCATION	Hrs	Unit	Gallons	Feb-24																													
					1	2	3	4	5	6	7	8	9	10	11	12	13	14	15	16	17	18	19	20	21	22	23	24	25	26	27	28	29	
9	North Avenue, 7 th east St, North lane	1:30	88	100000		↑										↑																		
10	East Avenue, 4 th east Street.	1:30	70	100000		↑											↑																	
11	West Avenue, North Circular Avenue, 1 st , 2 nd North Street, North Central Avenue, 1 st , 2 nd West Street	1:30	110	120000		↑											↑																	
12	North Circular Ave, 3 rd 4 th 5 th North St, West St, National Highway, Mehmoodabad road	1:30	112	167000			↑										↑																	
13	Korangi Road, East Street, 1 st 2 nd 3 rd 4 th East St, East Ave, North circular ave, west ave, N.H. way	2:00	72	150000			↑										↑																	
14	Askari Markaz (Daily)	1:00	24	20000	↑												↑																	

AKHTER COLONY PUMP HOUSE PHASE - 1

S #	LOCATION	Hrs	Unit	Gallons	Feb-24																													
					1	2	3	4	5	6	7	8	9	10	11	12	13	14	15	16	17	18	19	20	21	22	23	24	25	26	27	28	29	
15	Staff Lane, 15 th East Street, 7th east st.	1:30	56	120000			↑										↑																	
16	8 th , 9 th , 10 th Staff Lane, 19 th East Street, 20th east st.	1:30	130	120000				↑									↑																	
17	East Avenue, 5 th , 6 th , 7 th , 8 th , East Street	1:30	127	170000			↑											↑																
18	9 th , 10 th , 11 th , 12 th , 13 th , 14 th , 16 th East Street.	1:30	146	170000				↑										↑																
19	16 th ,17 th , 18 th , 21 st , 22 nd , 23 rd East St, Industrial Area, 12 th East St.	1:30	151	115000			↑											↑																

ABU BAKAR PUMP HOUSE PHASE - II

S #	LOCATION	Hrs	Unit	Gallons	Feb-24																												
					1	2	3	4	5	6	7	8	9	10	11	12	13	14	15	16	17	18	19	20	21	22	23	24	25	26	27	28	29

38	sunset ave, 2nd, 3rd, sunset st. 10th south st.	3:00	134	125000																																				
39	11 th , 12 th south st, sunset comm st. no. 1 to 2, Gen village.	1:30	177	90000																																				

**WATER SUPPLY SCHEDULE FOR MONTH OF - FEBRUARY - 2024
SUB DIVISION - II**

S.NO	LOCATION	UNITS	DURATION	Feb-24																											
				1	2	3	4	5	6	7	8	9	10	11	12	13	14	15	16	17	18	19	20	21	22	23	24	25	26	27	28

6TH GIZRI LANE PUMPING HOUSE PHASE-V

1	Tanzeem Area (YH+Boosting)	623	1.30 HRS						↑							↑																	↑
2	Tanzeem Area (YH+Boosting)	670	1.30 HRS					↑								↑																	↑
3	Momin Area-1	250	2 HRS						↑								↑																↑
4	Momin Area-2 (YH+Boosting)	349	2 HRS						↑								↑																↑
5	Ghazal Area	325	1.30 HRS						↑								↑																↑
6	Behra Area	230	1.30 HRS						↑								↑																↑
7	Hafiz Area	230	1.30 HRS							↑								↑															↑
8	Mujahid Area-1	225	1.30 HRS							↑								↑															↑
9	Mujahid Area-2	230	1.30 HRS							↑								↑															↑
10	Mujahid Area-3	220	1.30 HRS								↑								↑														↑
11	Mujahid Area-4	205	1.30 HRS								↑									↑													↑
12	Badhan Area-1	240	1.30 HRS			↑															↑												↑
13	Badhan Area-2	235	1.30 HRS			↑																↑											↑
14	Badhan Area-3	230	1.30 HRS			↑																↑											↑
15	Badhan Area-4	230	2 HRS				↑																↑										↑
16	Badhan Area-5	230	2 HRS				↑																↑										↑
17	Badar Area (YH+Boosting)	400	1.30 HRS				↑																↑										↑
18	Shajrat Area (YH+Boosting)	525	1.30 HRS								↑													↑									↑
19	Gizri Area-2	225	1.30 HRS	↑																			↑										↑
20	Gizri Area-3	158	1.30 HRS	↑																			↑										↑
21	Gizri Area-4	155	1.30 HRS	↑																			↑										↑
22	Gizri Boulevard Area	225	1.30 HRS	↑																			↑										↑
23	DHA Officers Flats	40	1.30 HRS						↑														↑										↑
24	Badar Boosting Area	70	1.30 HRS						↑														↑										↑
25	Gizri Area-5	240	1.30 HRS	↑																				↑									↑
26	Gate Centre	40	1.30 HRS	↑					↑														↑										↑

10TH COMM STREET PUMPING HOUSE PHASE-IV

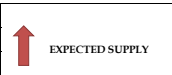
27	Comm Area-2	400	1.30 HRS	↑																													
28	Comm Area-3	450	1.30 HRS																														
29	Comm Area-4	200	1.30 HRS																														
30	Comm Area-5	250	1.30 HRS																														
31	Comm Area-6	150	1.30 HRS																														
32	Comm Avenue Area	225	1.30 HRS																														
33	Golf Course Area-1	250	1.30 HRS																														
34	Golf Course Area-2	200	1.30 HRS																														

M-STREET PUMPING HOUSE PHASE-IV

35	Gizri Area-1	200	1.30 HRS																														
36	3/4 Sunset Comm Area	100	1.30 HRS																														
37	Comm Area-1	175	1.30 HRS	↑																													


10TH GIZRI STREET PUMPING HOUSE PHASE-IV

38	Gizri Colony	100	1 HRS																													
----	--------------	-----	-------	--	--	--	--	--	--	--	--	--	--	--	--	--	--	--	--	--	--	--	--	--	--	--	--	--	--	--	--	--



WATER SUPPLY SCHEDULE FOR THE MONTH OF FEBRUARY - 2024
SUB DIVISION - III

S.No	Location	Hrs	Unit	Gallons	Days																												
					1	2	3	4	5	6	7	8	9	10	11	12	13	14	15	16	17	18	19	20	21	22	23	24	25	26	27	28	29
1	Highrises Appartment	2	652	41,000	↑		↑			↑		↑			↑		↑			↑		↑		↑		↑		↑		↑			
2	Mujahid Area - Zone-A. (27th to 33rd Street)	1.5	300	1,40,000							↑						↑							↑									
3	Mujahid Area - Zone-B. (27th to 33rd Street)	1.5	290	1,35,000							↑						↑								↑								
4	Mujahid Area - Zone-A. (22nd to 26th Street)	1.5	165	80,000							↑						↑							↑									
5	Mujahid Area - Zone-B. (22nd to 26th Street)	1.5	200	1,00,000							↑						↑							↑									
6	18 - Blocks Sea View Township 1,2,3,4,12,13,14,15,23,24,25,26, 1-A, 1-B, 12-A, 12-B, 23-A, 23-B	2	162	85,000							↑						↑							↑									
7	25 - Blocks Sea View Township 5,6,7,8,9,10,11,16,17,18,19,20,21,22,27,28,2,9,30,31, 32, 16-A, 17-A, 18-A, 19-A, 30-A	3	225	1,15,000			↑						↑								↑							↑					
SEAVIEW PUMP HOUSE-2																																	
1	Badar Commercial Area	2	625	2,80,000			↑							↑								↑							↑				
2	Hilal Area	2	520	2,40,000						↑						↑							↑										
3	Sehar Area	2	520	2,40,000		↑						↑							↑							↑							
4	24 - Blocks Sea view Township 61,62,63,64,65,66,67,68,69,70,71,72,73,74,75,76,77,78,79,80, 65-A, 70-A, 75-A, 80-A	3	216	1,15,000			↑						↑								↑						↑						
5	29 - Blocks Sea view Township 33,34,35,36,37,38,39,40,41,42,43,44,45,46,47,49,50,51,52,53,54,55,56,57,58,59,60, 57-A	4	261	1,35,000					↑						↑								↑						↑				
W.W-4 BOKHARI PUMP HOUSE																																	
1	W.W-4 Big Area-1 (Muhafiz to Sehar)	2	1150	5,20,000						↑							↑						↑										
2	W.W-4 Big Area-2 (Muhafiz to Muslim)	2	840	3,80,000	↑						↑						↑								↑								
3	W.W-4 Area-3 (31st to 39th Street)	1.5	590	2,70,000			↑					↑								↑							↑						
4	New Zone Area	1.5	150	70,000		↑						↑							↑							↑							

 **EXPECTED SUPPLY**

ZAMZAMA PUMP HOUSE																						
1	Mall Square	2	120	15,840	↑		↑		↑		↑		↑		↑		↑		↑		↑	
2	Zamzama Area	1.5	339	1,70,000		↑					↑					↑				↑		
3	Zamzama Commercial Area	1.5	242	1,20,000			↑					↑				↑					↑	
4	Tauheed Commercial & Tanzeem	1.5	467	2,30,000	↑					↑					↑					↑		
5	Shamsheer Area (26,27,28,29 & 31st Street)	1.5	250	1,20,000				↑						↑						↑		
6	Shamsheer Area (30, 32-A, 33-A, 34-A, 35-A & Saba Avenue)	1.5	250	1,20,000				↑						↑						↑		
7	Neelam Colony Area	1.5	300	1,30,000				↑						↑						↑		↑
DARAKHSHAN PUMP HOUSE																						
1	Darkhshan Big Area B1 - B7-B26 - B30- C9-C33-C42 - C46- C51 - C61 C73 - C83 - D23 - D43 - D55 -D70 - E1 - E9	1.5	320	1,50,000			↑							↑						↑		↑
2	Darkhshan Small Area A1 - A8 - B8 - B25 - C1 - C34 - C41 - C47 - C50 - C62 - C72 - D1 - D22 - D44 - D54	1.5	310	1,40,000			↑							↑						↑		↑
3	Darkhshan Area (34th to 38th street)	1.5	320	1,50,000			↑							↑						↑		↑

